## MALE END VIEW

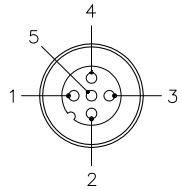


1 = BARE (SHIELD)
2 = RED (+ VOLTAGE)
3 = BLACK (− VOLTAGE)
4 = WHITE (CAN_H)
5 = BLUE (CAN_L)

euro fast. DeviceNet™

## FEMALE END VIEW

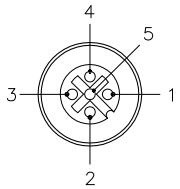


1 = BARE (SHIELD)
2 = RED (+ VOLTAGE)
3 = BLACK (− VOLTAGE)
4 = WHITE (CAN_H)
5 = BLUE (CAN_L)

euro fast. DeviceNet™

## WIRING DIAGRAM

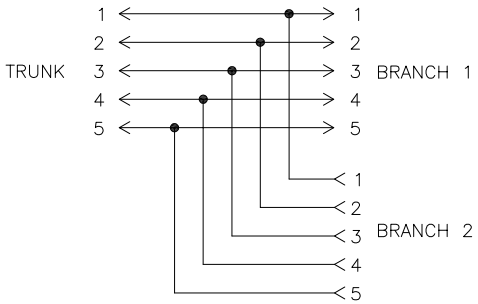


## SPECIFICATIONS

| | |
|---|---|
| CONTACT CARRIER MATERIAL | TPU/BLUE−GRAY |
| MOLDED HEAD MATERIAL/COLOR | TPU/BLUE−GRAY |
| CONTACT MATERIAL/PLATING | BRASS/GOLD |
| COUPLING NUT MATERIAL/PLATING | BRASS/NICKEL |
| RATED CURRENT [A] | 4.0 A |
| RATED VOLTAGE [V] | 250 V |
| OUTER JACKET MATERIAL/COLOR | PVC/GRAY |
| CONDUCTOR INSULATION MATERIAL | HDPE (DATA), PVC (POWER) |
| NUMBER OF CONDUCTORS [AWG] | 4x22 AWG, 22 AWG DRAIN |
| SHIELDING | FOIL (PAIRS), FOIL (OVERALL) |
| TEMPERATURE RATING | −40°C to +80°C (−40°F to +176°F) |
| PROTECTION CLASS | MEETS NEMA 1,3,4,6,13 AND IEC IP 67 |

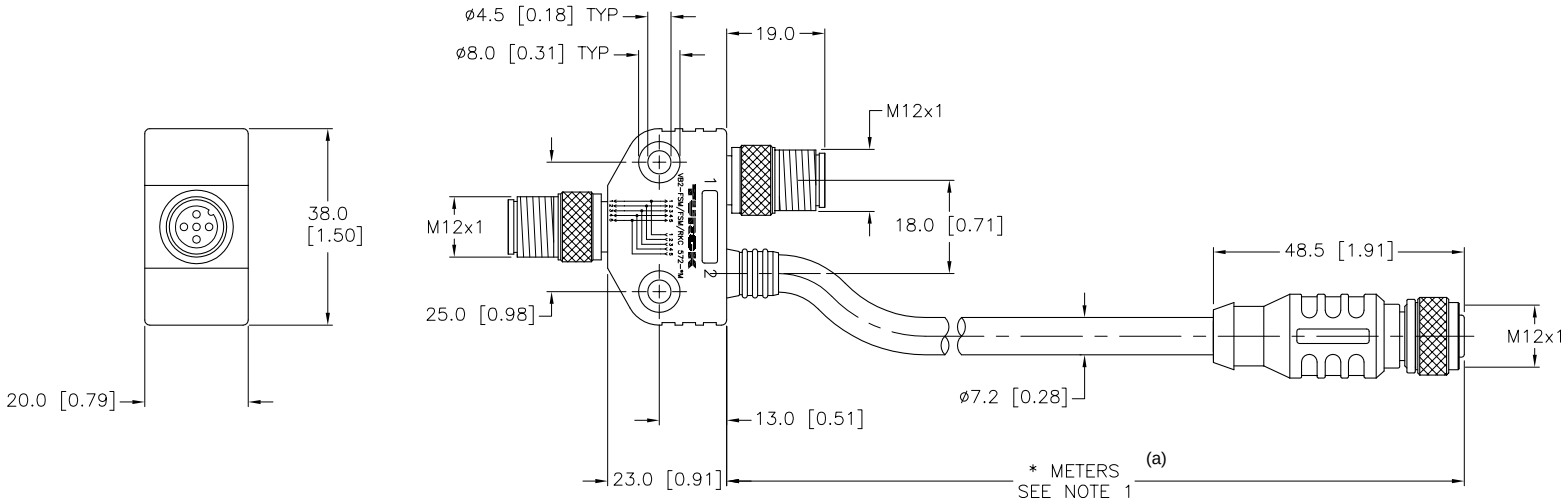


| CABLE LENGTH | TOLERANCE |
|---|---|
| ALL LENGTHS | + 4% (OR 50mm) OF LENGTH<br>− 0% (OR 0mm) OF LENGTH<br>WHICHEVER IS GREATER |
| **STRIP LENGTH** | **TOLERANCE** |
| 0−7mm | ±0.5mm |
| 8−29mm | ±1.0mm |
| 30−49mm | ±2.0mm |
| 50−69mm | ±3.0mm |
| 70−100mm | ±4.0mm |
| OVER 100mm | ±5.0mm |

NOTES:

1. "*" INDICATES CABLE LENGTH IN METERS. CONTACT TURCK TO ORDER SPECIFIC LENGTHS.

**SOURCE DRAWING - FOR REFERENCE ONLY**

| RELATED DOCUMENTS | 3RD ANGLE PROJECTION | THIS DRAWING IS PROPERTY OF TURCK INC. USE OF THIS DOCUMENT WITHOUT WRITTEN PERMISSION IS PROHIBITED. | TURCK INC High Technology Sensors and Automation Controls | 3000 CAMPUS DRIVE MINNEAPOLIS, MN 55441 1−800−544−7769 (763) 553−7300 (763) 553−0708 fax turck.com |
|---|---|---|---|---|
| 1. 2. 3. 4. | | | | |
| MATERIAL | ALL DIMENSIONS DISPLAYED ON THIS DRAWING ARE FOR REFERENCE ONLY | DRFT RDS / DATE 03/29/04 | DESCRIPTION (a) VB2−FSM/FSM/RKC 572−*M | |
| | | DSGN / SCALE 1=1.5 | | |
| FINISH | CONTACT TURCK FOR MORE INFORMATION | UNIT OF MEASUREMENT **MILLIMETER [ INCH ]** | IDENTIFICATION NO. | REV F |
| | | DO NOT SCALE THIS DRAWING | FILE: 777006411 | SHEET 1 OF 1 |

| REV | DESCRIPTION | BY | DATE | ECO NO. |
|---|---|---|---|---|
| F | DRAWING PROCESSED AS PART OF ECO 33971 | CBM | 04/06/11 | 33971 |